

Kingsburg Elementary Charter School

Zoom Student

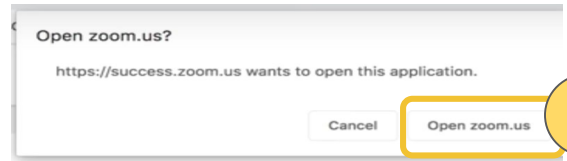
By Chromebook or Computer
Mrs. Pauls, Room 16

Step 1)



Click on the link that your teacher has shared with you **either by email or in your Google Classroom.**

Follow the directions to download Zoom and then Open Zoom (this will only be needed the first time you use Zoom.)

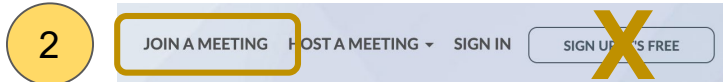


Step 2)

Open **Join a Meeting**

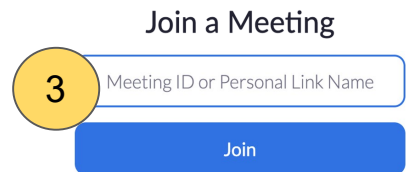
(You do not need to make an account.)

(Kingsburg has added a link to Zoom on the student home page and you can also find the Join a Meeting page at zoom.us/join.)

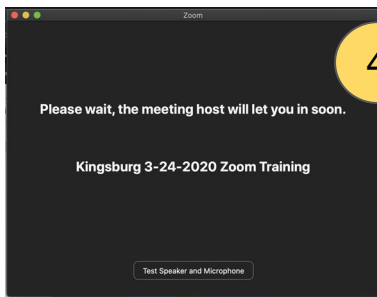


Step 3)

Enter the **room code**: 683-882-4822 or use the URL: <https://us04web.zoom.us/j/6838824822>
Check your Name and press "Join"



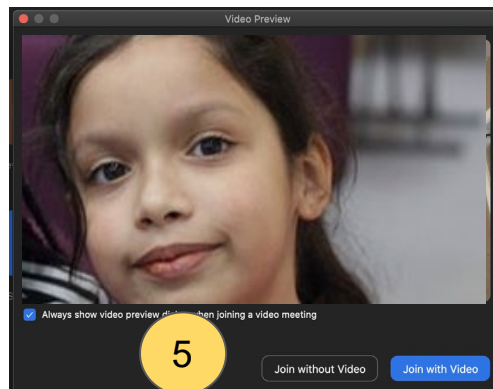
Step 4)



You will be placed in a waiting room until your teacher "Starts" the meeting!

Step 5)

Once your teacher starts the meeting, you will be prompted to share video and will **wait** until your **teacher officially "Admits"** you into the room.



Step 6)

Explore the participant options at the bottom of Zoom.



Kingsburg Elementary Charter School

Zoom Student

By Cell Phone/Tablet

Step 1)



Download the Zoom app from the iOS or Android app store.

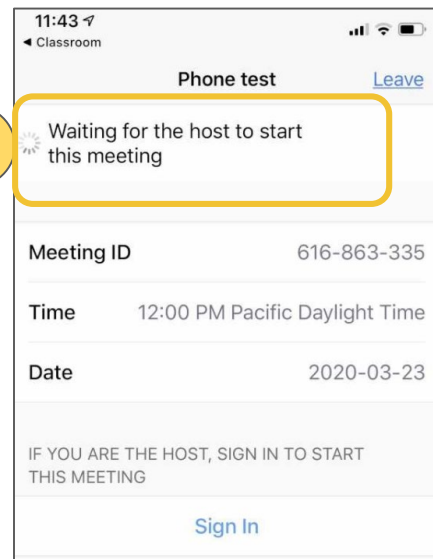
Step 2)

Go to your Zoom link in your email or Google Classroom. Click on the link. Note: if accessing the link through Google Classroom, it must also be downloaded on your phone.

Step 3)

The link will open in Zoom and will place you in a waiting room until your teacher officially “Admits” you into the room.

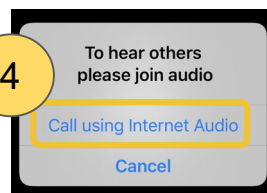
3



Step 4)

Once the class starts, you will be prompted to join by using Internet Audio.

4



Step 5)

Video and Mute: Tap the bottom edge of your screen for the video setting to turn your video on or off. You may also join the session by audio only..

5

